

# Springer Journal Suggester: How to Identify an Appropriate Journal for Publishing

**Author**  
Enago Academy

**Post Url**  
<https://www.enago.com/academy/springer-journal-suggester-identify-appropriate-journal-publishing/>



Finding the right academic journal is central to preventing the common mistake of editorial rejection of manuscripts, prior to peer review. The [Springer Journal Suggester](#) is an academic research tool that enables users to select the best-suited journal for their research. The automated process can enable [journal selection](#) from a database of over 2,600 Springer publications. The web-based semantics technology refines a list of relevant journals, based on inputs of manuscript title, abstract, and publishing model. The personalized recommendation process will search Springer and BioMed Central to find the best publication that suits the author's choice. A refined list of potential journals can thereby assist authors to delineate a core publication for their final [manuscript submission](#).

## Key Features

The web-based *Journal Suggester* is easily accessible, requiring only an abstract/description of the unpublished manuscript to find matching journals. When manually selecting the right journal for manuscript submission, stepwise instructions below, via [Springer](#) and [BioMed Central](#) can offer general guidance. Conversely, the online *Journal Suggester* automatically considers the same key points, during the process of personalized recommendations.

1. Choosing the theme: Focus on the research discipline best suited for the unpublished manuscript. Consider the best fit of the study within research models of—applied science, clinical research, basic research, or translational research. Browse a list of journals by [subject area](#).
2. Choosing the audience: Consider the target audience. Choose a specialized journal or a broader publication covering a range of topics for accessibility of the study outlined.
3. Type of article: Ensure the possibility of publishing the article in your journal of choice. Depending on the study and [journal publication](#) guidelines, submit the manuscript as an original research article, a review, or a case study.
4. Impact Factor: This is not a key requisite for publication. However, enquire about the metrics as a measure of the journal's reputation, in alignment with the quality of your impending publication.
5. Publication timeline: Estimate the timeline for peer review and the turnaround time for publication in the journal of interest. To reach a broader audience, consider options from [open access journals](#)

You can further refine the web-based recommendations tool by including the following parameters to the semantics analysis:

1. Minimum impact factor sought
2. Article acceptance rate
3. Time to first decision
4. Indexing services
5. View (choice of all journals, fully open access journals only, or subscription journals).

**SPRINGER NATURE** | Find the right journal

#### Personalized recommendation

Our journal matching technology finds relevant journals based on your manuscript details

#### Over 2,500 journals

Search all Springer and BioMed Central journals to find the most suitable journal for your manuscript

#### Author choice

Easily compare relevant journals to find the best place for publication

Enter your manuscript details to see a list of journals most suitable for your research.

Manuscript title

Manuscript text

Subject area

[+ Refine your recommendations](#)

Suggest journals






For transparency, the entire database of Springer Open Access journals scanned during the automated refining process is also available online.

## User Guide

The practice of research publication from proposal to journal article should align with best practices and codes of conduct. To begin with, therefore, [publishing ethics](#) highlight the researcher's responsibility towards publication of the finalized manuscript. Selecting a journal via *Journal Suggester* depend on inputs of the unpublished manuscript's abstract, research description, or a sample text. You can refine the results based on the defined parameters of 1) Publishing model, 2) Impact Factor and 3) Journal access.

With a list of journals at hand for the manuscript of interest, the following user guide will assist in [the publishing process](#):

1. **Manuscript preparation**: Select a journal of your first choice from the refined list provided via *Journal Suggester*. Follow journal-specific guidelines on content style and the submission process—detailed as “Instructions for Authors”, on the individual journal’s homepage.
2. **Language**: Ensure the manuscript clearly articulates its message in the English language. Should you require writing assistance in English consider the following options:
  - i) Ask a native English-speaking colleague to review your manuscript for clarity.
  - ii) Visit the [English language tutorial](#) designed to assist non-native English speaking scientists.
  - iii) Use a professional language [editing service](#) to help you refine your manuscript.
3. **Referencing style**: Depending on the discipline refined via *Journal Suggester*, select the referencing style of your Springer journal of choice. Sample referencing styles are within your journal’s “Instructions for Authors”. Springer also provides output styles supporting the formats of both EndNote and LaTeX.
4. **Artwork**: For Springer publications, all of your artwork requires submission in an electronic format. Next, the publication will meticulously produce the artwork to the highest standards, while directly reflecting its quality as provided.
5. **CrossCheck**: The shortlisted Springer journal will crosscheck your manuscript for plagiarism detection and ensure originality of content.
6. **eSupplementary**: It is possible to publish further dimensions of the article as electronic supplementary materials (animations, movies, audio, etc.). Springer accepts electronic files for publication in the online version only.
7. **Author helpdesk**: For further assistance with article publication on the selected Springer journal, fill in the [online helpdesk](#)

<b>GeroScience</b> <small>OA S</small> 2.123 Impact Factor	29 days First decision (average)	29% Acceptance rate	
<b>Biogerontology</b> <small>OA S</small> 3.231 Impact Factor	23 days First decision (average)	37% Acceptance rate	
<b>Cellular and Molecular Life Sciences</b> <small>OA S</small> 5.788 Impact Factor	12 days First decision (average)	26% Acceptance rate	
<b>BMC Biology</b> <small>OA</small> 6.779 Impact Factor	10 days First decision (average)	15% Acceptance rate	
<b>BMC Genetics</b> <small>OA</small> 2.266 Impact Factor	39 days First decision (average)	47% Acceptance rate	

## Benefits and Limitations for Users

Springer journals conveniently present a list of [Springer Videos](#) for user-friendly assistance on its online platform and on [journal selection](#). When *Journal Suggester* provides a list of target journals, [SpringerLink journal tutorials](#) can guide the selection of your final choice. Automation offers a fast-track process for busy scientists to select a journal best suited for their research with ease. If you are keen to publish fast, *Journal Suggester* provides the option of deciding the 'maximum time to first decision'. To strengthen your readership, it is possible to select open access exclusively during the journal refining process. After choosing the journal of interest, it is beneficial to identify a second and third choice of interest as well. This provides a broader range of alternatives

for consideration should the first attempt at publication fail.

This automation process of *Journal Suggester* is beneficial overall for fast-paced and cutting-edge research publications. However, the portal's limitations would be its influence on broader research; for example, additional experiments could increase the publication's research impact. Furthermore, the manual process of browsing journals may provide you first-hand experience on relevant journals, albeit time-consumingly. The expected outcome of the automated *Journal Suggester* is to minimize editorial rejection of manuscripts prior to peer review. Overall, the benefits of this web-based academic research tool appear to outweigh its potential limitations.

Recently, Enago Academy launched [Open Access Journal Finder](#) (OAJF) that aims at enabling research scholars to [find open access journals relevant](#) to their manuscript. OAJF uses a validated journal index provided by Directory of Open Access Journals (DOAJ) – the most trusted non-predatory open access journal directory in its search results. Moreover, the tool displays vital journal details to the scholars including publisher details, peer review process, confidence index (indicates similarity between matching keywords in the published articles across all journals indexed by DOAJ), and publication speed.

Have you used the Springer *Journal Suggester* to identify a suitable journal for your manuscript? Please let us know your thoughts in the comments below!

## Cite this article

Enago Academy, Springer Journal Suggester: How to Identify an Appropriate Journal for Publishing. Enago Academy. 2018/02/19. <https://www.enago.com/academy/springer-journal-suggester-identify-appropriate-journal-publishing/>