

# Discussion Vs. Conclusion

## Author

Enago Academy

## Post Url


<https://www.enago.com/academy/discussion-vs-conclusion/>






The infographic is divided into two columns by a vertical line with a central blue circle containing the text "VS.". The left column is titled "Discussion" and features a speech bubble icon. It lists five points: "Interpret your results" (with a brain icon), "Compare your results with those from previous studies" (with a scales icon), "Discuss the limitations of your results" (with a stop sign icon), "Highlight the unexpected results, if any" (with a bar chart icon), and "Mention how your results add value to those from the previous studies" (with a hand holding a lightbulb icon). The right column is titled "Conclusion" and features a checkered flag icon. It lists five points: "Restate your hypothesis" (with a question mark sign icon), "Restate your most important findings" (with a megaphone icon), "Highlight limitations of your study" (with a stanchion icon), "Highlight the overall significance of your study" (with a starburst icon), and "State future direction" (with a hand pointing icon). At the bottom of the infographic, there is a call to action: "Wish to learn more about drafting effective manuscripts? Visit [enago.com/academy](https://enago.com/academy) now!". Below this are social media and website links: "@Enago" (Twitter), "enagoacademy" (Facebook), "enago.com/academy" (Website), and "enago.com/app" (Mobile App).

A well-organized manuscript generally follows the IMRaD (Introduction, Methods, Results, and Discussion) format to convey the relevant information to the target audience. The concluding part of the manuscript is equally important. It helps readers to assess the implication as well as future direction of your research work. So how do you clearly organize your discussion and conclusions sections and what is the difference between the two?

To learn more the difference between the discussion and conclusion, [click here](#).


## Discussion








-  Interpret your results
-  Compare your results with those from previous studies
-  Discuss the limitations of your results
-  Highlight the unexpected results, if any
-  Mention how your results add value to those from the previous studies


VS.


## Conclusion





-  Restate your hypothesis
-  Restate your most important findings
-  Highlight limitations of your study
-  Highlight the overall significance of your study
-  State future direction

Wish to learn more about drafting effective manuscripts? Visit [enago.com/academy](https://enago.com/academy) now!


@Enago


enagoacademy


enago.com/academy


enago.com/app

### Cite this article

Enago Academy, Discussion Vs. Conclusion. Enago Academy. 2018/08/06. <https://www.enago.com/academy/discussion-vs-conclusion/>